

Batch Editing Actions on Highlights

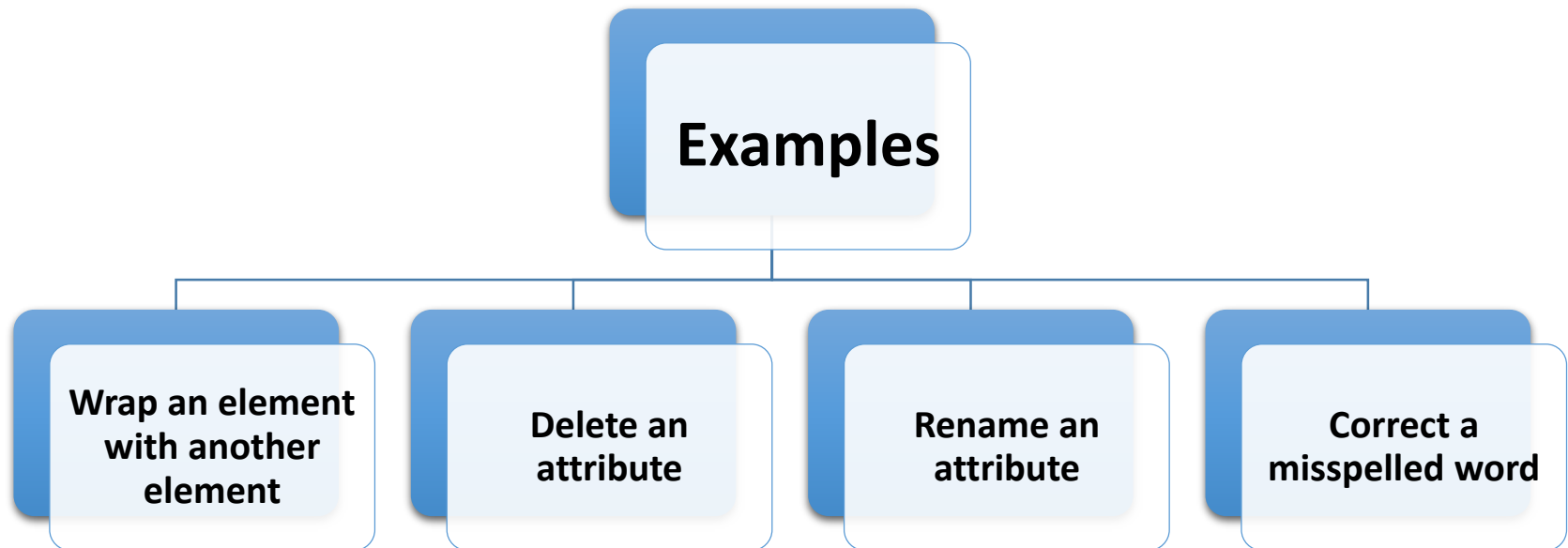
Alin Balasa

alin_balasa@oxygenxml.com



Common Structure and Content Changes in an XML Document

- Working with XML documents may imply changes to structure and content



New Actions in <oxygen/>[®] 15.2

Highlighted
content

- Modify All
- Remove All
- Surround All

Selection /
Current word


- Modify All Matches

Use Case

Changes occur in the XML Schema



The XML documents become invalid



You need to update all the XML instances to meet the new specifications

Wrap an Element with Another Element

Goal

- Surround each occurrence of an XML element with a new one

How to do it

- Identify all matches of the element using an XPath expression
- Use “Manage Highlighted Content” -> “Surround All” action

Delete an Attribute

Goal

- Delete all matches of an attribute from the current document

How to do it

- Apply an XPath expression to identify all occurrences of the attribute in question
- Invoke the “Manage Highlighted Content” -> “Remove All” action

Rename an Attribute

Goal

- Change the name of an attribute from the current document

How to do it

- Identify the occurrences of the attribute using the “Find All” action
- Use the “Manage Highlighted Content” -> “Modify All” action

Correct a Misspelled Word

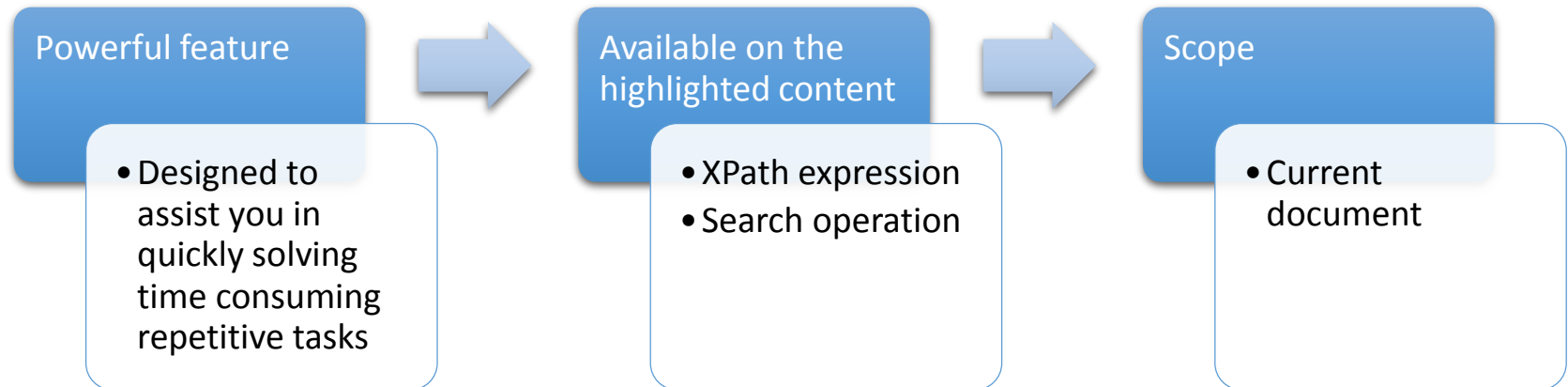
Goal

- Correct all occurrences of a misspelled word in the current document


How to do it

- Select the misspelled word
- Invoke the “Modify all matches” action from the contextual menu

Conclusion



Thank you!



<oxygen/>[®] XML Editor

<http://www.oxygenxml.com>

alin_balasa@oxygenxml.com