


Agenda

1. Inserting References to DITA-Compatible Documents
2. Validating DITA-Compatible Documents
3. Transforming DITA Maps with DITA-Compatible Documents
4. Integrating OpenAPI into DITA
5. Integrating Markdown into DITA
6. Integrating MS Word into DITA
7. Integrating MS Excel into DITA
8. Integrating HTML into DITA
9. Converting Multiple Documents to DITA



1. Inserting References to DITA-Compatible Documents

Oxygen provides the ability to insert references to non-DITA documents: OpenAPI (versions 2.0, 3.0, or 3.1 in JSON or YAML format), Word, Markdown, HTML, Excel.

- Cross references: using the ***Cross Reference (xref)*** dialog box
- Content references: using the ***Reuse Content*** dialog box
- Topic references within a map: using the ***Insert Reference*** dialog box

When using these dialog boxes and selecting a DITA-compatible document, Oxygen converts it in the background and handles it as a DITA document.

The inserted references are resolved/expanded in Author mode and the referenced content is converted and displayed as DITA.

2. Validating DITA-Compatible Documents

If the referenced resource cannot be resolved, an error will be presented in the Author page or in the DITA Maps Manager view.

The ***Validate and Check for Completeness*** action from the DITA Maps Manager toolbar can be used to check the integrity of the structure of a DITA map. DITA-compatible documents that are referenced are converted to DITA topics in the background and validated the same as any other DITA topic.

Tip: You should validate your DITA maps regularly to make sure that your documents are valid, and all of the relationships between them are working.

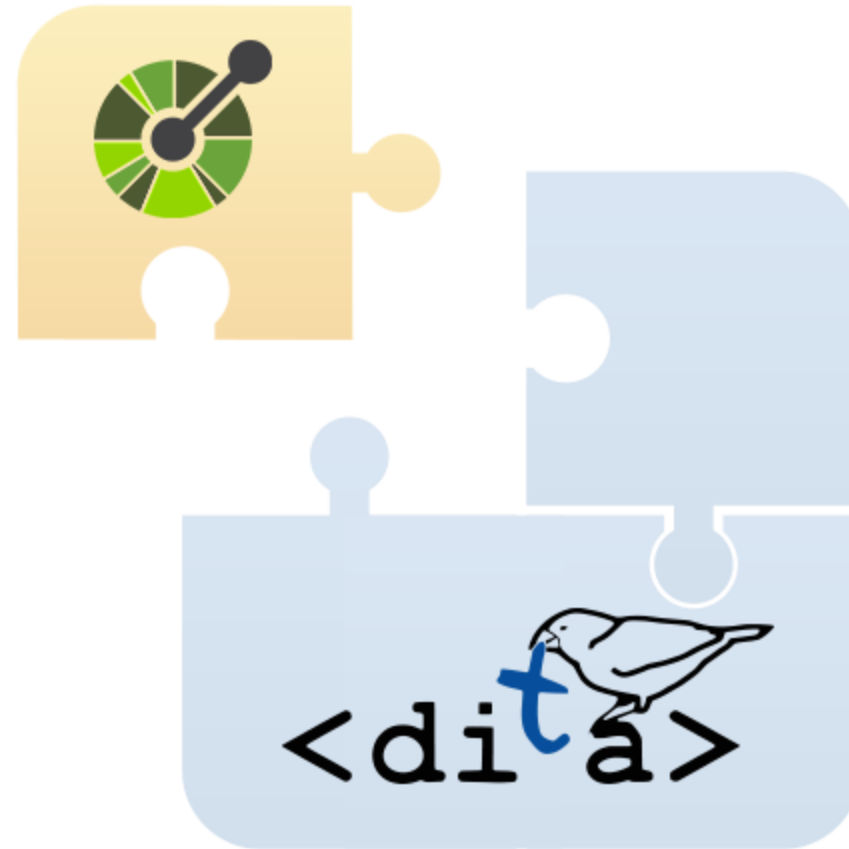
3. Transforming DITA Maps with DITA-Compatible Documents

Oxygen's publishing engine allows to dynamically convert DITA-Compatible resources to DITA while publishing.

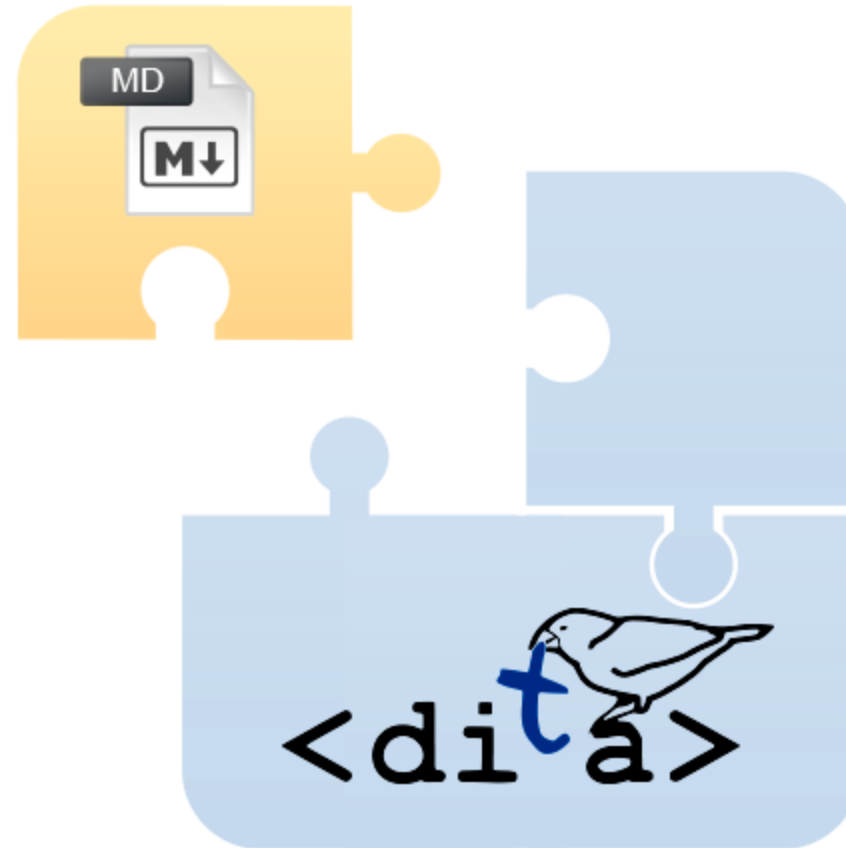
Values of the "format" attribute:

- openapi-to-dita
- word-to-dita
- excel-to-dita
- html-to-dita
- markdown-to-dita (or markdown)


4. Integrating OpenAPI into DITA -live demo-



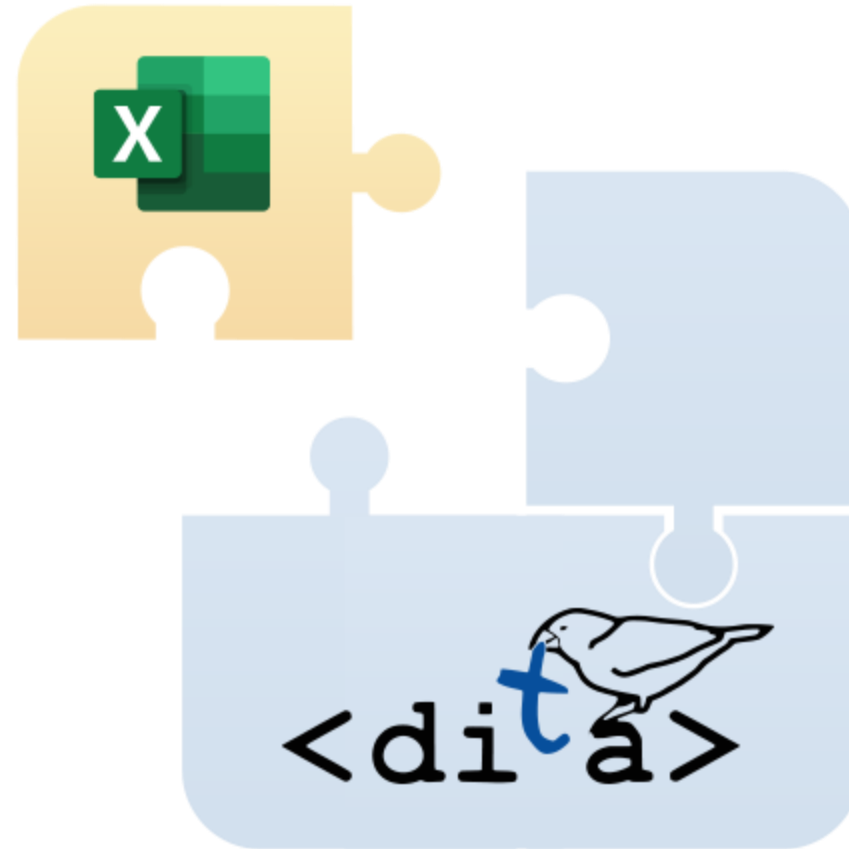
5. Integrating Markdown into DITA -live demo-




6. Integrating MS Word into DITA -live demo-



7. Integrating MS Excel into DITA -live demo-



8. Integrating HTML into DITA -live demo-



9. Converting Multiple Documents to DITA

The Batch Documents Converter add-on can be installed in Oxygen to enable conversions between various formats:

- OpenAPI to DITA
- Word to DITA
- Markdown to DITA
- HTML to DITA
- Excel to DITA

The easiest way to install: *“Tools”* menu > *“Batch Documents Converter...”* action.

It allows converting to a DITA map with referenced DITA topics and supports the conversion of multiple documents or directories with files

Useful links

- Working with DITA-Compatible Documents: <https://www.oxygenxml.com/doc/ug-editor/topics/dita-compatible-docs.html>
- Dynamic Converter: https://www.oxygenxml.com/doc/ug-editor/topics/dynamically_convert_word_excel_html_markdown_to_dita.html
- Batch Documents Converter add-on: <https://www.oxygenxml.com/doc/ug-editor/topics/batch-converter-addon.html>
- Webinar: Working with DITA in Oxygen - Migrating to DITA and Refactoring: https://www.oxygenxml.com/events/2021/webinar_working_with_dita_in_oxygen_migrating_to_dita_and_refactoring.html

THANK YOU!

Any questions?

Cosmin Duna

support@oxygenxml.com

@oxygenxml