

ENGAGE EVERYONE IN THE TECHNICAL DOCUMENTATION PROCESS

Bogdan Dumitru, Syncro Soft


bogdan_dumitru@oxygenxml.com

Oxygen Webinar, 2021

© 2021 Syncro Soft SRL. All rights reserved.

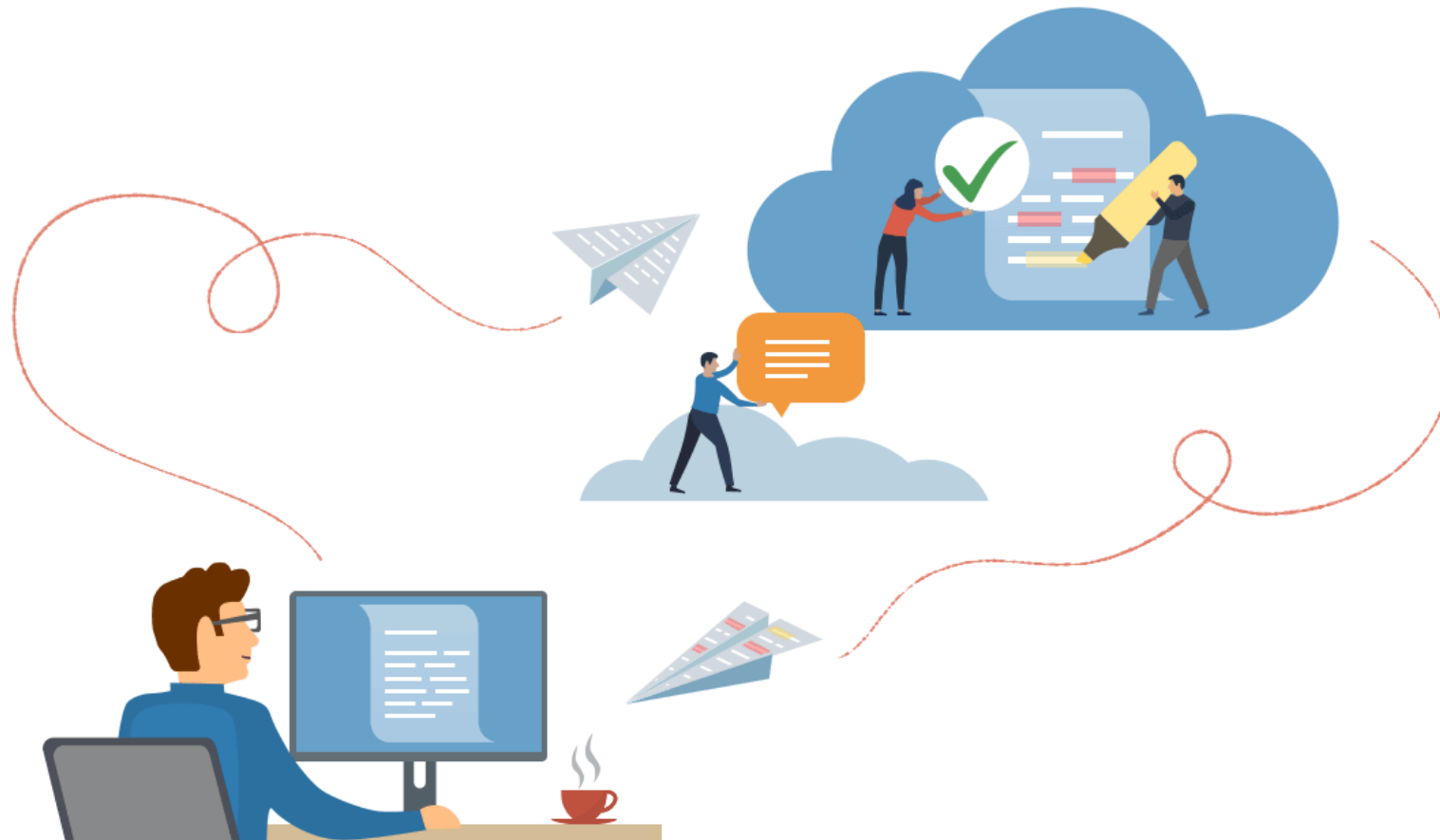


Agenda

-  Content Fusion Overview
- Technical Documentation Perspectives
 - Technical Writers
 - Subject Matter Experts
 - Audience
- Concurrent Editing
- AWS Installation

F Content Fusion Overview

Web Collaboration Solution for any XML Documentation Review Workflow



Content Fusion Motivation

- **Technical documentation**
 - is an iterative process that involves many people
 - everyone must be comfortable to contribute

Content Fusion Detailed Overview

Fulfills all your collaboration needs

- Web application
- Uses Oxygen XML Web Author
- Strong review capabilities
 - diff, comments, messages
- Upload files from browser or from Oxygen XML Editor

Technical Documentation Agents

- Technical Writer
- Subject Matter Expert
- Audience

Technical Documentation Agents

- Technical Writers
 - organize information
- Subject Matter Experts
 - have specific expertise
- Audience
 - consumes the output

Technical Writer Perspective

Explains the product to the user

- Rephrases SME's drafts
- Organizes the documentation
- Requests and requires feedback
- Is in charge with the technical documentation

Subject Matter Expert Perspective

Creates the product for the end user

- Focuses mainly on actual product
- Has to review documentation
- Sometimes writes documentation drafts
- Often doesn't have access to documentation source
- Doesn't have to know DITA

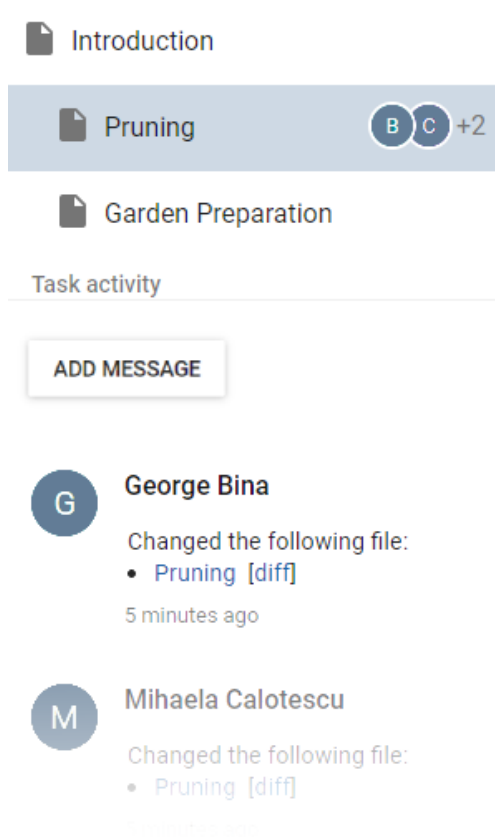
Audience Perspective

Consumes the product

- May need to ask questions
- May want to directly contribute to the documentation

Concurrent Editing

Complete collaborative experience!



Introduction

Pruning B C +2

Garden Preparation

Task activity

ADD MESSAGE

G George Bina
Changed the following file:
• Pruning [diff]
5 minutes ago

M Mihaela Calotescu
Changed the following file:
• Pruning [diff]
5 minutes ago

Pruning efficiently

Mihaela Calotescu

About this task:

▶ **Pruning** ◀ is the process ▶ (tasks ▶ (pruning) ◀) ◀ of removing certain above-ground elements from a plant; in landscaping this process usually involves ▶ (tasks ▶ (preparation) ◀) ◀ removal of diseased, non-productive, or otherwise unwanted portions from a plant. In nature, certain meteorological conditions such as wind, snow or seawater mist can conduct a when for natural pruning process. The purpose of anthropomorphic pruning is to shape the plant by controlling or directing ▶ (tasks ▶ (growth) ◀) ◀ growth, to maintain the health of the plant, or to increase the yield or quality of flowers and fruits and.

Cristian Talau

George Bina

In general the smaller the wound (smaller the branch that is cut) the less harm to the tree. It is therefore typically better to formative prune the tree when juvenile than try to cut off large branches on a mature tree.

Follow these simple steps:

- ▶ Begin by cutting out all the dead branches. ◀
- ▶ Remove all tangled or crossed over branches. This allows air to circulate and reduces bug and fungi infestation. ◀
- ▶ Take your time! Work comfortably and do not make shortcuts when cutting stems. Use good quality, sharp tools. ◀
- ▶ Clean up the area. Burn all pest infested branches. ◀

Concurrent Editing

Complete collaborative experience

- No limitations
- Can edit XML structure
- Can add review comments



Files History in Concurrent Editing


Each edit is traceable

- Explore history by:
 - following diff links
 - exporting as a Git repository



How to take a trial

Try it and tell us your thoughts!

- Evaluate on our public server
 - on **fusion.oxygenxml.com/evaluate**
- Evaluate on a private server
 - in-house server
 - on **AWS**


Trial on AWS

A few clicks away from having your own Content Fusion server...



Trial on - Advantages

- Fast installation
- Convenient
- Flexible
 - add your own frameworks and plug-ins
- No technical knowledge needed
 - no system administrator needed



How to take a trial on AWS

- Click **Launch On AWS** from Download section
- Choose the Key or create one
- Open Content Fusion in browser
- Configure license

THANK YOU!

Any questions?

Bogdan Dumitru

bogdan_dumitru@oxygenxml.com

support@oxygenxml.com